



Overview & Consumer Orientation of the DTH

TDSAT Seminar ; Aug 22nd 09 ; Lucknow

Anshuman Sharma

Chief Legal & Regulatory Affairs Officer , Tata Sky Ltd

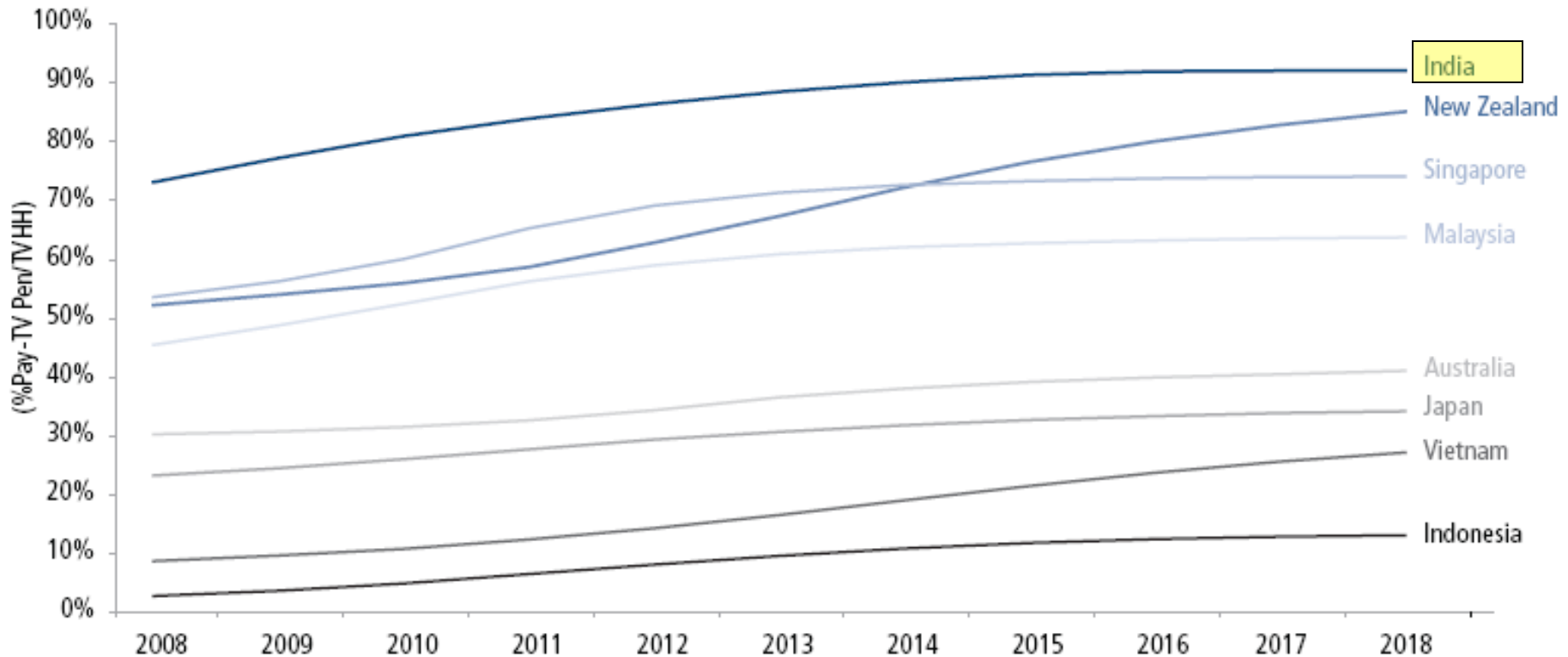
Pay TV Platforms & the DTH

Year - 2008

	HHs Crs	Penetration	Comments
Total	23		
Television	13	57%	of total HHs
Pay Television	9.5	73%	of Television HHs
Analog Cable	8.1	85%	of Pay Television HHs
Digital Cable	0.2	2%	of Pay Television HHs
Pay DTH	1.2	13%	of Pay Television HHs

INDIA....leading Pay-TV penetration

Pay-TV Penetration Dynamics: Growth Markets



Source: MPA research estimates
2009 © Media Partners Asia, Ltd. All rights reserved

Source :
MPA report, 2009

INDIA... 153 Mn Pay TV HHs by 2018

Figures in '000

Ranking	Market	2008	Ranking	Market	2013	Ranking	Market	2018
1	China	162,799	1	China	208,266	1	China	236,445
2	India	94,264	2	India	137,097	2	India	152,508
3	Korea	17,637	3	Korea	19,193	3	Korea	19,673
4	Japan	11,055	4	Japan	14,860	4	Japan	16,700
5	Taiwan	6,327	5	Taiwan	7,109	5	Taiwan	7,362
6	Malaysia	2,646	6	Malaysia	4,011	6	Vietnam	6,475
7	Australia	2,369	7	Vietnam	3,656	7	Indonesia	5,048
8	Hong Kong	1,794	8	Indonesia	3,412	8	Malaysia	4,474
9	Vietnam	1,736	9	Australia	3,034	9	Australia	3,539
10	Philippines	1,166	10	Hong Kong	2,202	10	Hong Kong	2,396
11	Thailand	908	11	Thailand	1,862	11	Thailand	2,291
12	Indonesia	830	12	Philippines	1,593	12	Philippines	1,905
13	New Zealand	803	13	New Zealand	1,100	13	New Zealand	1,436
14	Singapore	583	14	Singapore	806	14	Singapore	859

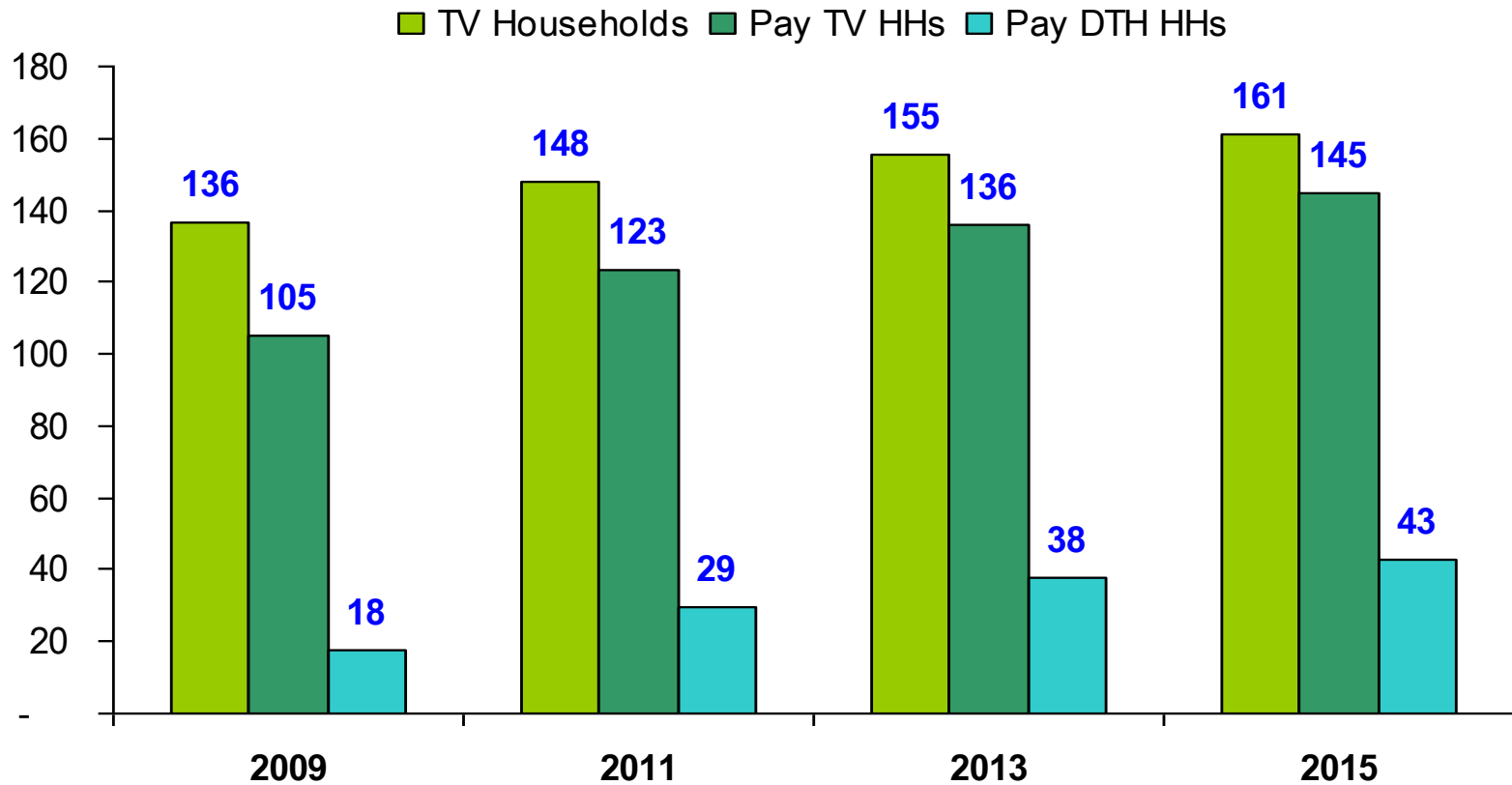
From **94 Million** in 2008 to **153 Million** in 2018

Growth of more than 65% in 10 years

Source :
MPA report, 2009

India – DTH potential

- Pay DTH to grow from 3.2 mn in 2007 to 43 mn by 2015, with 30% share of Pay TV



Source : MPA report, 2009

INDIA....Pay DTH Evolution

2003

Dish TV launch- 1st Entrant in the DTH space

Aug 2006

Tata Sky launch – 2 player market

Together added 3 mn subs in the year

Dec 2007

Sun Direct launch – 3 player market

Market adds 4.5 mn subs in the year

2008

Airtel & Big TV launch – 5 player market

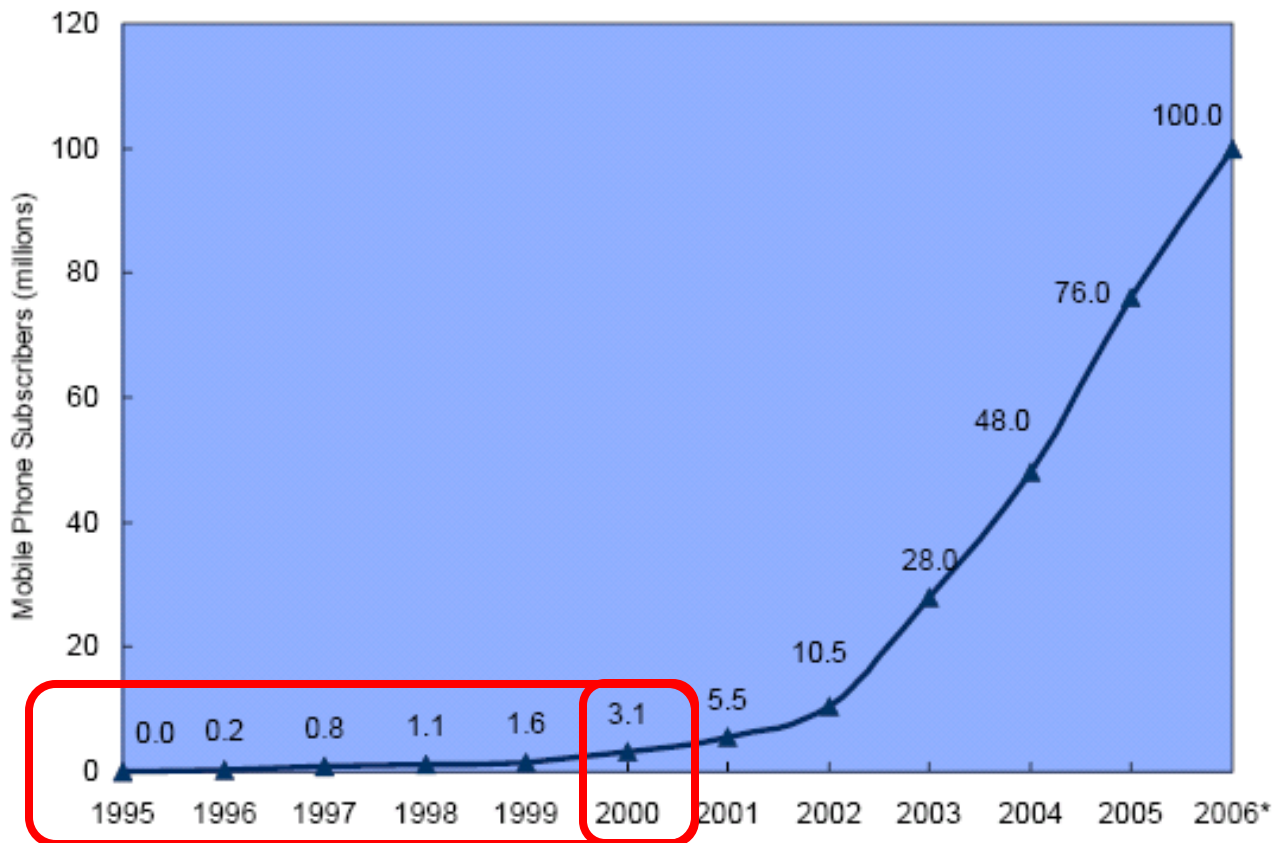
Further expansion - 6 mn adds in the year

2009

Pay DTH expected to add 8 to 10 mn sub

TO PUT THINGS IN PERSPECTIVE...

The Indian Telecom miracle took 6 years to reach 3 Million



Wireless Subscriber Growth

**It has taken only DTH 5 years to get to
10 million plus subscribers in India !**

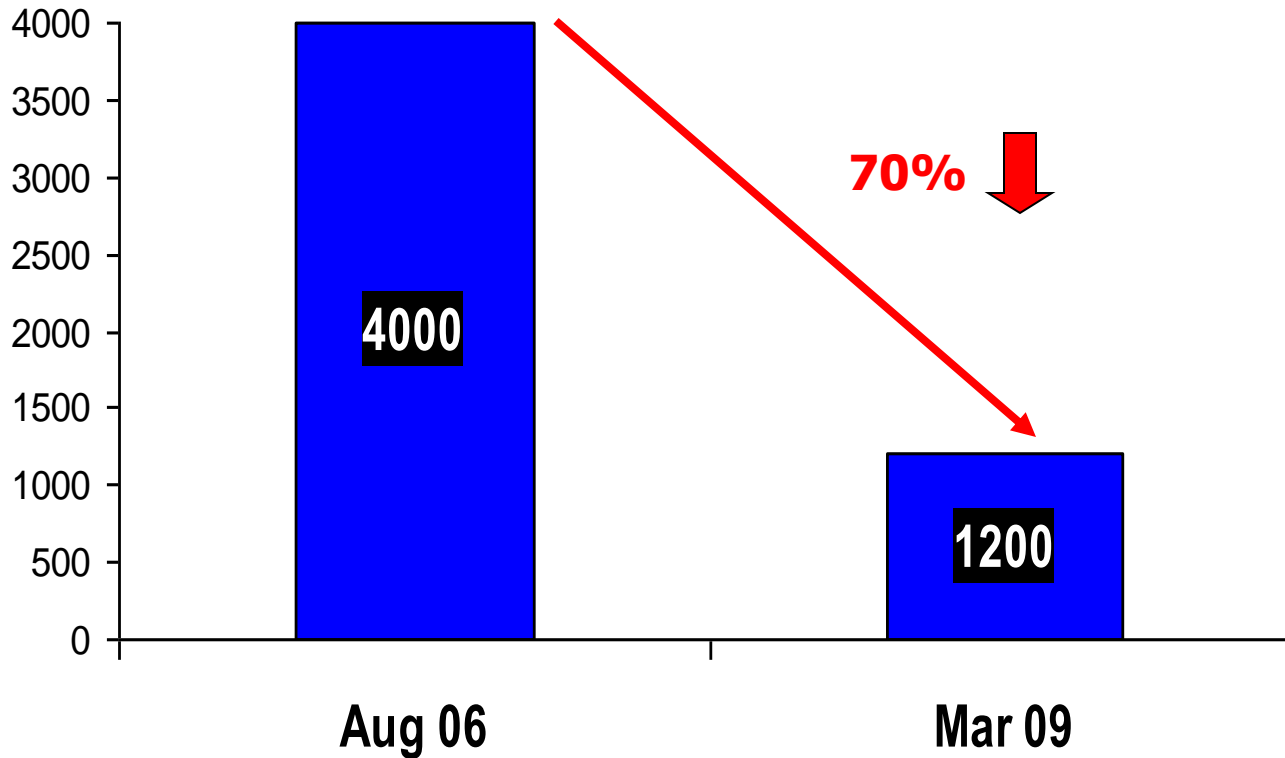
Considering the growth trends and acceptance of the category we estimate the Pay DTH market to be around 55 to 60 mn by 2015

Drivers for Expansion

- Increased marketing by new players resulting in higher awareness of the category
- Continuous drop in Upfront Charges (hardware & installation)
- Increased choice thru introduction of consumer friendly packages
- Drop in subscription prices

Upfront Charge to Subscribers

Figures in Rs



More Choice and Increased Affordability

Figures in Rs

Packages	Aug 06	Feb 07	July 07	June 08	Oct 08
Intro Pack	200	-	-	-	-
Super Saver	-	300	300	260 ↓	260
South Starter	-	-	160	175	125 ↓
Family	-	-	250	200 ↓	200
South Value	-	-	250	260	260
South Jumbo	-	-	350	310 ↓	310
Super Hit	-	-	-	-	99

Consumer Orientation of the DTH :

Tata Sky Quality of Service

Contact Center

24 x 7, 3 call centers, 1150 executives

Answered % - 95

QoS benchmark- 80% calls within 60 secs

Tata Sky Service level - 80% calls within 20 secs.

Complaint resolution

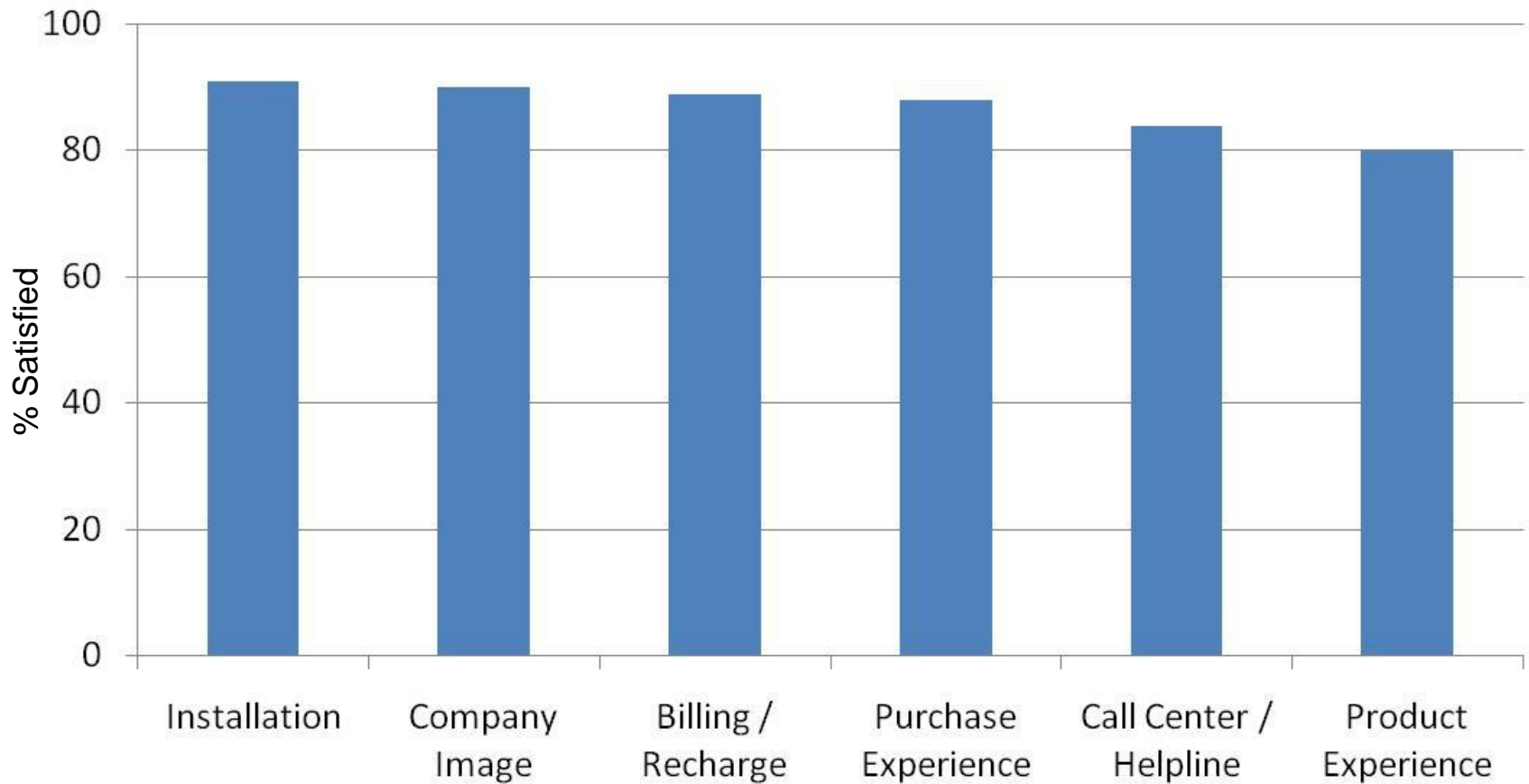
QoS benchmark- 90% within 48 hours

Tata Sky Resolution– 98% within 48 hours

Customer Satisfaction (External)

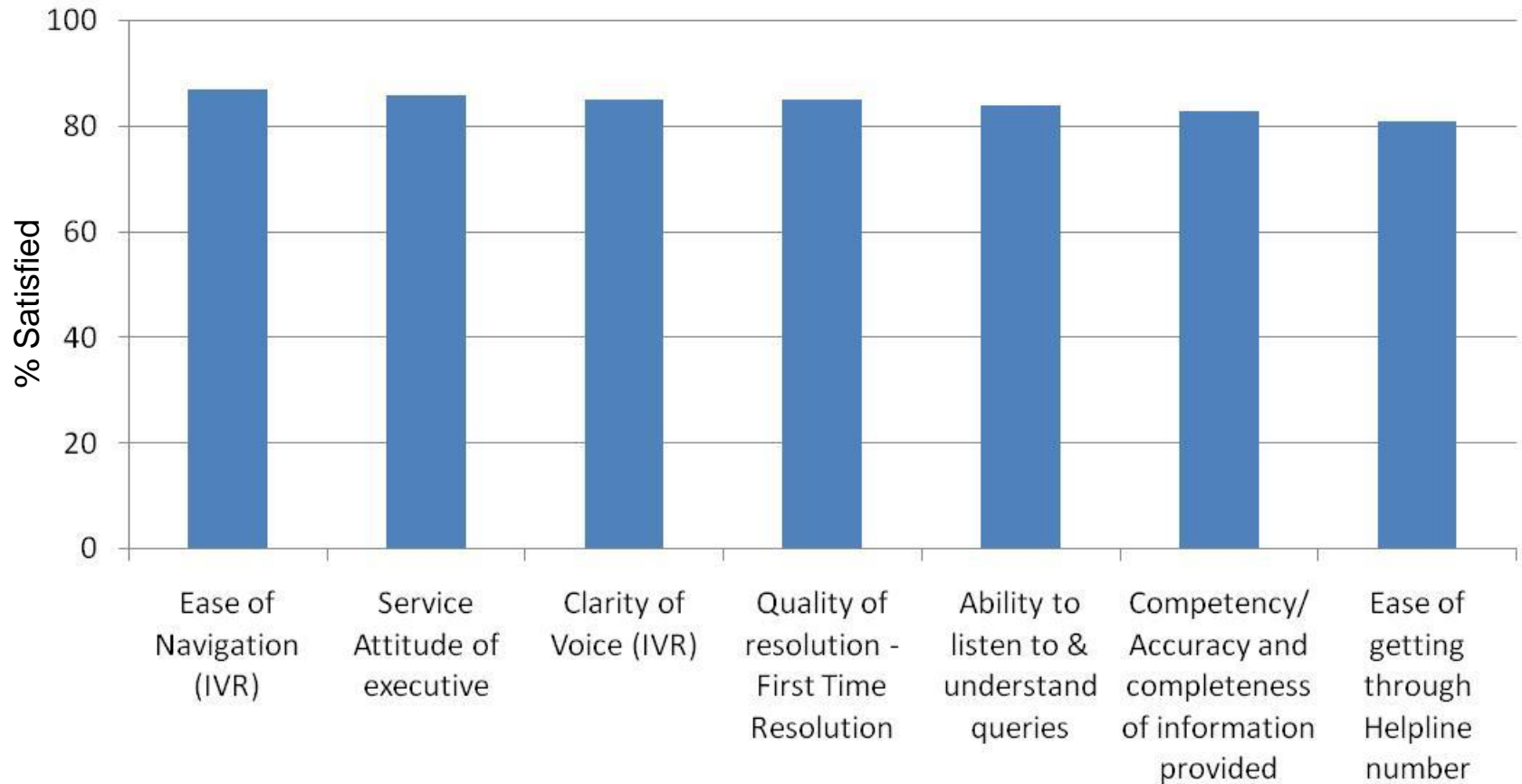
Subscriber satisfaction Study – Nielsen

Tata Sky CSAT Scores



Source: Subscriber CSat Measurement – W3 Jan09 - Nielsen. Base: Tata Sky Subscribers (1520)

Tata Sky CSAT Call Center / Helpline Scores



Source: Subscriber CSat Measurement – W3 Jan09 - Nielsen. Base: Tata Sky Subscribers (1520)

However this functionality is at a huge cost to DTH

- All incumbents are in red on the back of:
 - Heavy investment in subsidies
 - Low ARPUs
 - High content cost
 - Excessive taxation on the category (license fees, Service tax, Ent tax, Excise, VAT)

Key Regulatory Challenges

- License Fee needs to be rationalisation (same as Telecom and IPTV)
- Harmonization of taxation regime , particularly state levied entertainment tax
- Technology Neutrality as a policy needs to be consistently followed by the Government
- Content differentiation through bringing in a Self regulatory regime and technological controls
- Moderation of Content Cost for DTH to make it a level playing field

Thank You



24x7 20sec tamil.mpg



On time 15sec tamil.mpg

TATA (Sky)